


## DESIGN ASSIST SERVICE LEVELS

### Complimentary


Provide high level constructability direction

FREE-OF-CHARGE  
COLLABORATION



### Proof of Concept


Develop rules and parameters for focus areas



### Fully Engineered Solution

Resolve complex framing conditions for full project scope

ALL-INCLUSIVE DEEP  
ENGAGEMENT



RadiusTrack<sup>®</sup> Design Assist delivers the confidence you need to execute curved and complex surfaces.